



Activity #14:

Character Chaos

Creativity, Collaboration, and Fun

(Preparation: 2 minutes / Activity Time: 10-15 minutes)

Make a wacky character together! Split up a paper between two or three participants, each of whom will draw either the head, torso, or legs of the character, all without looking at what the others have drawn... When everyone is finished, bring the parts together to see what your silly character looks like!

What Will You Need?


- At least two participants are needed for this activity, maximum of three participants per round of drawing
- Character Chaos printout (find it on the last page of this activity suggestion)
- or blank paper that can be cut into three sections
- Pencil and Eraser
- Something to color with! (Colored pencils, markers, crayons, water colors ...)

Instructions:

1. Print out the Character Chaos template (last page of this activity), or use the provided template as a guide to section your paper into three equally sized parts
2. These three sections of the paper will be the three parts of your character - one section for the head, one section for the body/torso, and one section for the legs (*our template has vertical lines that bridge the sections to provide a guide for lining up the neck with the torso and the waist with the legs*)
3. Using scissors, cut your paper into three separate pieces by head, body, and legs segments - give each participant at least one segment to draw
4. Once you are happy with the part of the drawing that you've created, go ahead and add some color if you'd like
5. Bring the finished segments together, and voila! Your wacky character lives!

See the next two pages for a step by step image guide and our template for your Character Chaos set-up


Step 1: Print Out or Prepare Your Paper
(note the two vertical lines to guide where the neck torso, and legs will meet)




Step 2: Cut out the sections along the dotted line



Step 3: Give each participant a section to draw!

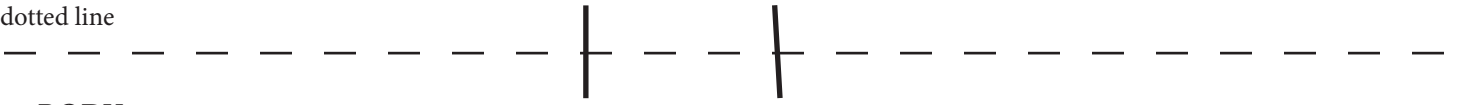


Step 4: Bring the body parts together and admire your chaotic character!



HEAD

Cut on dotted line



BODY

Cut on dotted line



LEGS